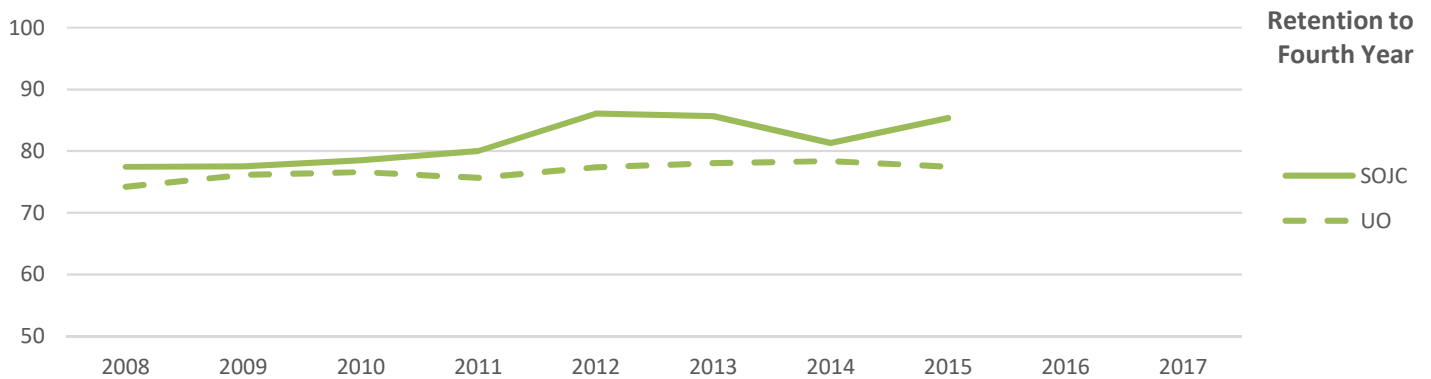
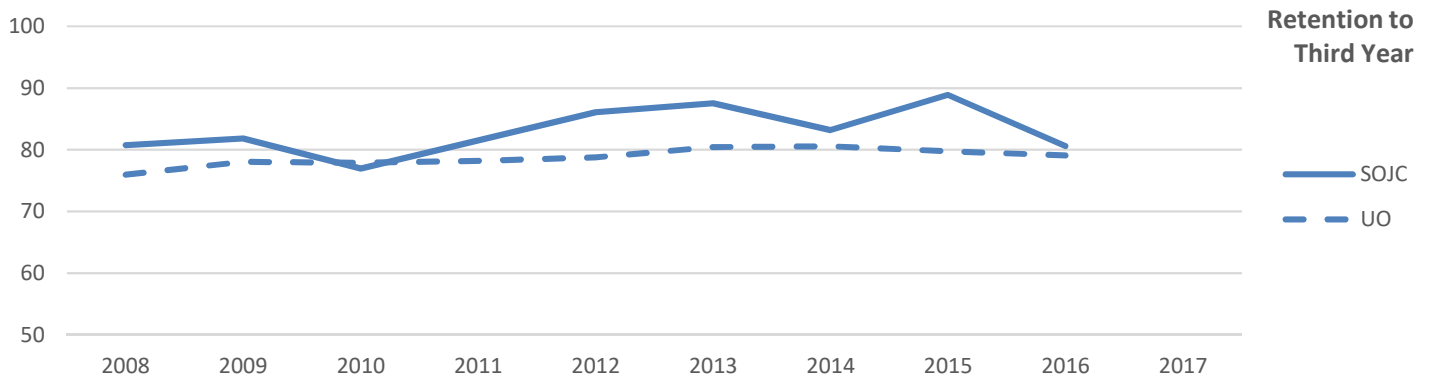
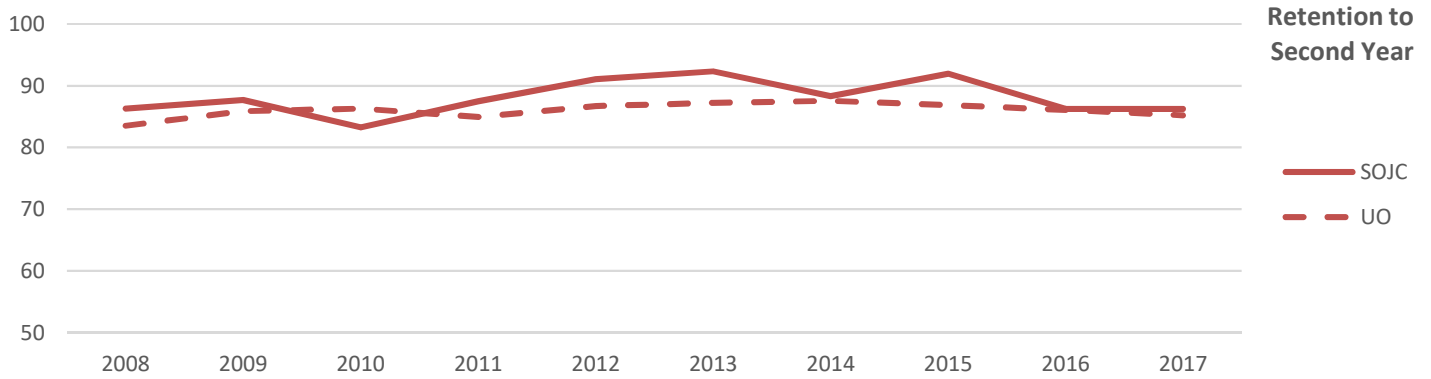


**University of Oregon**  
**School of Journalism and Communication**  
**Retention and Graduation of First-Time Full-time Freshmen**  
**with Journalism Major in 1<sup>st</sup> Enrolled Term**

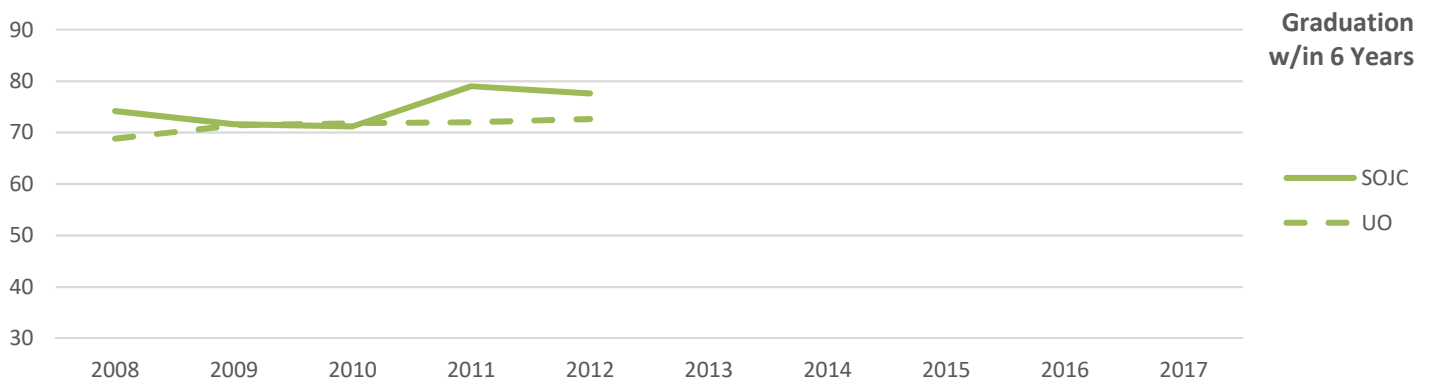
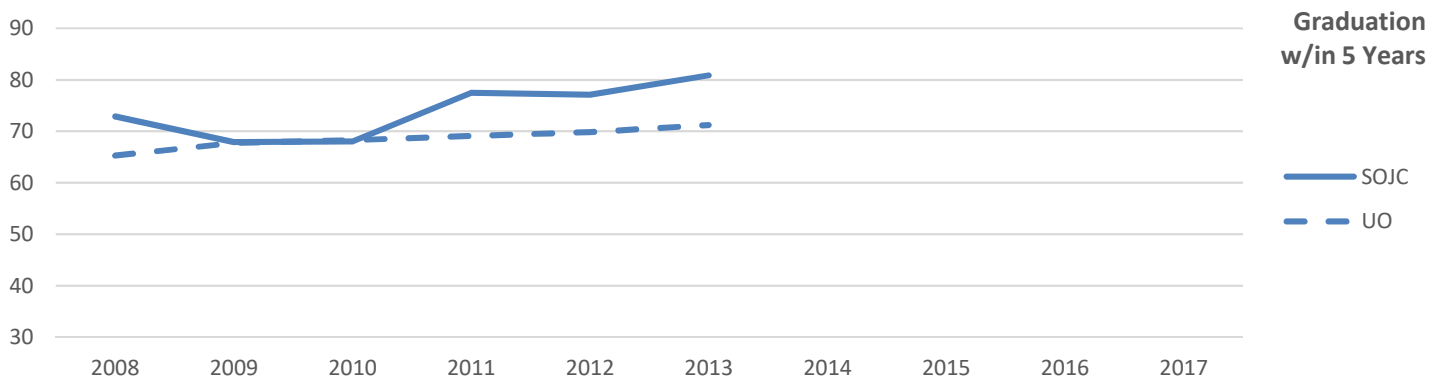
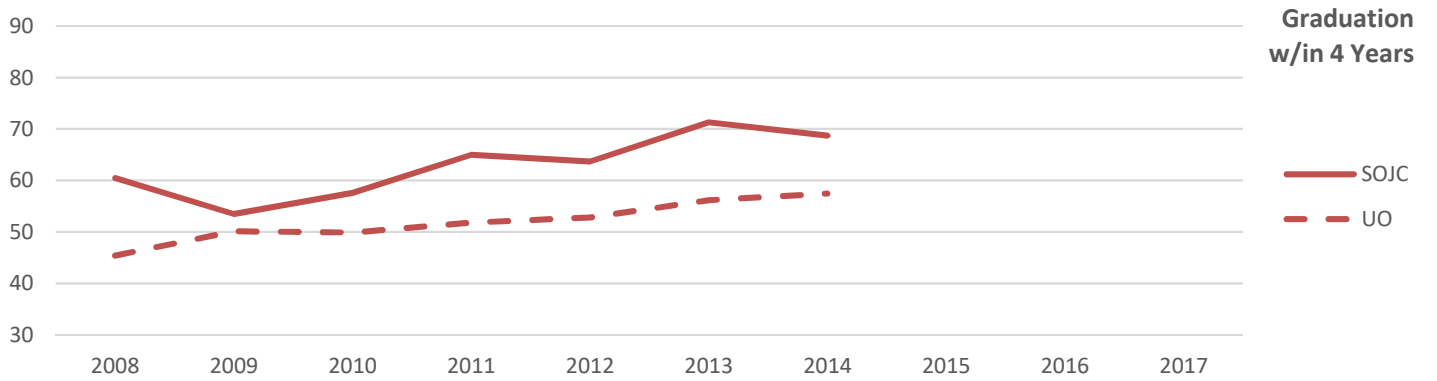
Retention Rates of First-Time Full-Time Freshmen with Journalism Major in 1 <sup>st</sup> Enrolled Term												
Fall 2008 to Fall 2018												
Cohort	2008	2009	2010	2011	2012	2013	2014	2015	2016	2017	2018	Average
N	306	187	191	200	201	209	214	198	211	225	174	211
1-Year	86.3	87.7	83.3	87.5	91.0	92.3	88.3	91.9	86.3	86.2		88.1
2-Year	80.7	81.8	77.0	81.5	86.1	87.6	83.2	88.9	80.6			83.0
3-Year	77.5	77.5	78.5	80.0	86.1	85.7	81.3	85.4				81.5



Note: Includes retention to subsequent fall term(s) through Fall 2018 in any major.  
 Data may differ from those reported elsewhere due to differences in defined cohorts. Above based on IPEDS cohorts.

**University of Oregon**  
**School of Journalism and Communication**  
**Retention and Graduation of First-Time Full-time Freshmen**  
**with Journalism Major in 1<sup>st</sup> Enrolled Term**

Graduation Rates of First-Time Full-Time Freshmen with Journalism Major in 1 <sup>st</sup> Enrolled Term												
Fall 2008 to Fall 2018												
Cohort	2008	2009	2010	2011	2012	2013	2014	2015	2016	2017	2018	Average
N	306	187	191	200	201	209	214	198	211	225	174	211
4-Year	60.5	53.5	57.6	65.0	63.7	71.3	68.7					62.9
5-Year	72.9	67.9	68.1	77.5	77.1	80.9						74.1
6-Year	74.2	71.7	71.2	79.0	77.6							74.7



Note: Includes graduations in any major through 2017-18 academic year; 2018-19 was still in progress as of August 15, 2019  
 Data may differ from those reported elsewhere due to differences in defined cohorts. Above based on IPEDS cohorts.

**University of Oregon**  
**School of Journalism and Communication**  
**Retention and Graduation of First-Time Full-time Freshmen**  
**with Journalism Major in 1<sup>st</sup> Enrolled Term**

<b>First-Time Full-Time Freshmen Snapshot</b> <b>with Journalism Major in 1<sup>st</sup> Enrolled Term</b> <b>Snapshot of Outcomes as of SPRING 2019</b> <b>Fall 2008 to Fall 2018</b>											
<b>Cohort</b>	<b>2008</b>	<b>2009</b>	<b>2010</b>	<b>2011</b>	<b>2012</b>	<b>2013</b>	<b>2014</b>	<b>2015</b>	<b>2016</b>	<b>2017</b>	<b>2018</b>
N	306	187	191	200	201	209	214	198	211	225	174
Grad in JO	48.7	45.5	53.4	57.0	58.2	61.2	61.2	57.1	3.8	0.0	0.0
Grad in Other Major	26.5	27.8	19.9	23.0	19.9	21.1	15.9	8.6	0.0	0.0	0.0
Enrolled in JO	0.0	0.0	0.5	0.0	0.0	0.5	0.0	13.6	63.0	75.1	91.4
Enrolled in Other Major	0.0	0.0	0.0	0.0	0.0	0.5	0.9	5.1	13.3	9.3	4.0
Not Enrolled: Last Major JO	18.3	18.7	20.9	16.0	16.4	10.1	16.4	11.6	18.5	14.7	4.6
Not Enrolled: Last Major Other	6.5	8.0	5.2	4.0	5.5	6.7	5.6	4.0	1.4	0.9	0.0

*Note: Enrollment and major at fourth-week census, graduation at end-of-term.*

*Data may differ from those reported elsewhere due to differences in defined cohorts. Above based on IPEDS cohorts.*